



## YR – Y6 Art and Design and Design Technology Overview



***'At Ashford Park, we are artists, designers, architects and engineers!'***

**In Reception we explore, design and create every day.**

**These are just a few of the fantastically fun activities we have a go at during the year:**



***We explore a variety of artistic effects through a range of media such as paint, playdoh, recycled construction, pastels and building materials. We share and talk about how we have created our work, creating 2-dimensional and 3-dimensional expressions of our ideas and feelings.***

***Through our learning about keeping healthy, we learn about how to make healthy food and how to work collaboratively to share ideas and create group artwork.***

**In Key Stages 1 and 2, Years 1 to 6, we continue to develop our creative skills and build upon the knowledge we learn along the way. Some of our learning is outlined below.**


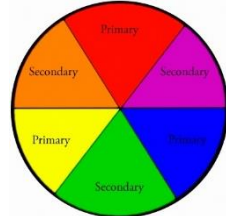




**The Art and Design learning is purple; the Design Technology learning is orange.**



# YR – Y6 Art and Design and Design Technology Overview



*'At Ashford Park, we are artists, designers, architects and engineers!'*





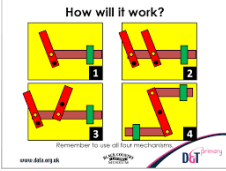







	Autumn 1	Autumn 2	Spring 1	Spring 2	Summer 1	Summer 2
Year 1	 <p><b>Mechanisms</b> We will design and make a model of a moving vehicle, experimenting with mechanisms and different materials, including wheels and axels. We will then test our products and evaluate the designs.</p>	 <p><b>Painting</b> We will learn the names of the primary and secondary colours and experiment with different brushes, brushstrokes and other painting tools to create weather themed artwork.</p>	 <p><b>Textiles</b> We will learn how to cut, shape and join different materials to create our own puppets, including learning how to use a running stitch. We will first plan our designs, considering the tools and materials we will need and once completed evaluate.</p>	 <p><b>Cooking and nutrition</b> We will learn where food comes from, understanding that food has to be farmed, grown or caught. We will learn about healthy eating and then make smoothies using a variety of fruit and vegetables.</p>	 <p><b>Drawing</b> We will begin to explore different techniques when drawing using pencils and other materials. We will study the artist <b>Yayoi Kusama</b> and use inspiration from her artwork to create our own.</p>	 <p><b>Printing</b> We will begin to experiment with pattern, looking at repeated patterns and different materials. We will study the artist <b>Orla Kiely</b> and create our own prints in her style of art, learning and demonstrating a range of techniques.</p>



# YR – Y6 Art and Design and Design Technology Overview



*'At Ashford Park, we are artists, designers, architects and engineers!'*






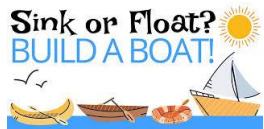
<p>Year 2</p>	 <p><b>Structures</b> We will be exploring how structures can be made stronger and stiffer by designing and making a picture frame for Goldilocks or the three bears.</p>	 <p><b>Collages</b> We will be exploring the technique of texture and shape by making collages based on the work of <b>Julian Trevelyan</b>.</p>	 <p><b>Sculptures</b> We will be exploring sculpting techniques through the art work of <b>Keith Haring</b> to create our own clay sculptures.</p>	 <p><b>Modelling</b> We will be designing and building our own castles. We will be learning to select suitable materials to create the features. We will be comparing our designs and evaluating our final products.</p>	 <p><b>Mechanisms</b> We will be designing and making a model of a moving sea monster, experimenting with mechanisms, linkages and levers.</p>	 <p><b>Van Gogh</b> We will be learning about different drawing and painting techniques through the work of <b>Van Gogh</b>. We will create our own painting of the famous sunflowers.</p>
<p>Year 3</p>	 <p><b>Painting</b> We are going to be inspired by the work of Paul Klee to create our own geometrical</p>	 <p><b>Henri Rousseau</b> We are going to explore the work created by Henri Rousseau. Upon reflection of his work</p>	 <p><b>Stop Motion Art</b> Using the work of <b>Nick Parks</b> we are going to be planning,</p>	 <p><b>Cooking and nutrition</b> Through our understanding of where food is grown and produced, we will be planning,</p>	 <p><b>Roman Busts</b> Using our knowledge of the Roman Empire we are going to be sketching and</p>	 <p><b>Earthquake proof buildings (Structures)</b> During our learning of natural disasters, we are going to</p>



# YR – Y6 Art and Design and Design Technology Overview



***'At Ashford Park, we are artists, designers, architects and engineers!'***

	<p>pictures incorporating our knowledge of light and shadow for the colours.</p>	<p>we will be replicating and developing our own artistic skills. We will be evaluating and expressing our opinion by referring to the techniques used. Understand the development of their art skills.</p>	<p>designing and creating our own multimedia art.</p>	<p>designing and creating our own healthy meals. We will be exploring recipes created by lots of chefs in particular <b>Jamie Oliver</b>.</p>	<p>sculpting our own roman busts on us.</p>	<p>discover how buildings are designed to withstand natural disasters. We will be exploring the work of architects such as <b>Zaha Hadid, Isambard Kingdom Brunel and Eileen Gray</b>.</p>
<p>Year 4</p>	<p><b>Pop Art – Printing</b></p>  <p>We will use more than one colour to layer in a print and replicate patterns from artists we will study like <b>Andy</b></p>	<p><b>Cooking and Nutrition</b></p>  <p>We will create our own recipes for a delicious, nutritious soup and the make it, becoming more confident using techniques like cutting, peeling and using a heat source.</p>	<p><b>Collaging</b></p>  <p>We will select colours and materials to create effect, learning and practising different collaging techniques such as overlapping and tessellation. Our inspiration will be</p>	<p><b>Watercolour techniques</b></p>  <p>Children will create different effects by using a variety of tools and techniques like washes, scratches and washes</p>	<p><b>Textiles</b></p>  <p>After studying the designs of some of the world's greatest designers, we will develop skills in stitching, cutting and joining to create our own product, taking inspiration from the designers we have studied.</p>	<p><b>Mechanical and electrical systems</b></p> <p><b>Sink or Float? BUILD A BOAT!</b></p>  <p>We will develop our understanding of how to strengthen, stiffen and reinforce more complex structures which include an electrical or mechanical system by making a boat.</p>






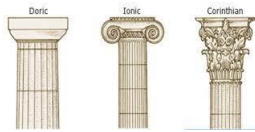




# YR – Y6 Art and Design and Design Technology Overview



*'At Ashford Park, we are artists, designers, architects and engineers!'*





	Warhol and Julian Opie.		the works of Sonia Boyce.			
Year 5	<p><b>Portrait Painting</b></p>  <p>Year 5 will study one of the 16<sup>th</sup> Century's most accomplished portraitists. We will be painting in the style of <b>Hans Holbein</b>.</p> <p>Year 5 will also learn about the female</p>	<p><b>Pulleys, Levers and Gears</b></p>  <p>Year 5 will learn about which mechanisms suit different objects best. The children will make a gear, a pulley and a lever according to a given criteria.</p>	<p><b>Seasonal Cooking – cooking and nutrition</b></p>  <p>Year 5 will select from a wider range of ingredients, according to their functional properties and aesthetic qualities in the context of selecting ingredients for a nutritious seasonal meal.</p>	<p><b>Abstract Art and Collage</b></p>  <p><b>Artist study – Alma Woodsey Thomas</b></p> <p>Year 5 will focus of colour and composition to build a piece of art using collage as our skills focus, which conveys a chosen emotion.</p>	<p><b>Watercolour</b></p>  <p>Year 5 will study art and architecture inspired by nature. We will focus on botanical art by <b>Georgia O'Keefe</b>. The children will learn how to enlarge areas of focus and complete detailed depictions of flowers.</p>	<p><b>Greek Architecture and Influence</b></p>  <p>Year 5 will test the strengths of columns and building bridges following the styles and strategies used by the Ancient Greeks.</p>



# YR – Y6 Art and Design and Design Technology Overview



***'At Ashford Park, we are artists, designers, architects and engineers!'***



	<p>miniaturist <b>Levina Teerlinc</b>, who was regarded one of the most important miniaturist artists in Henry VIII's court alongside <b>Hans Holbien</b>.</p>					
<p><b>Year 6</b></p>	 <p><b>Levi Pinfold Sketching &amp; Painting</b></p> <p>We will use watercolours and egg tempera fine painting techniques to reimagine <b>Levi</b></p>	 <p><b>Wartime Cooking</b></p> <p>We will be develop our understanding of cooking with rations and understand what recipes could be made using the limited rations they had available.</p>	 <p><b>Christian Dior Wartime fashion Sketching</b></p> <p>We will explore wartime fashion where we look at the famous designer <b>Christian Dior</b>.</p>		 <p><b>South American Art Frida Kahlo – Self Portraits</b></p> <p>We will explore the passionate and vibrant artworks of <b>Frida Kahlo</b> and discover the artist</p>	 <p><b>South and Central American Food Cooking</b></p> <p>We will explore and learn how to cook some delicious traditional Mexican dishes</p>



## YR – Y6 Art and Design and Design Technology Overview



*'At Ashford Park, we are artists, designers, architects and engineers!'*

	<p>Pinfold's artwork.</p>	 <p><b>Structures: Making an Anderson shelter</b></p> <p>Apply our design, production and technical knowledge to build a replica of the an Anderson shelter, manipulating different materials</p>	 <p><b>Textiles 'Make do and Mend' designing and producing clothes</b></p> <p>As part of our learning on World War II, we will explore clothes rationing and bring in old items of clothing and fabrics to re-engineer into other useful items and garments.</p>		<p>behind the famous self-portraits. We will look in detail at some of <b>Frida Kahlo's</b> most famous artworks, exploring the thought-provoking images to inspire their own self-portraits and artwork.</p>	
--	---------------------------	--	--	--	---	--