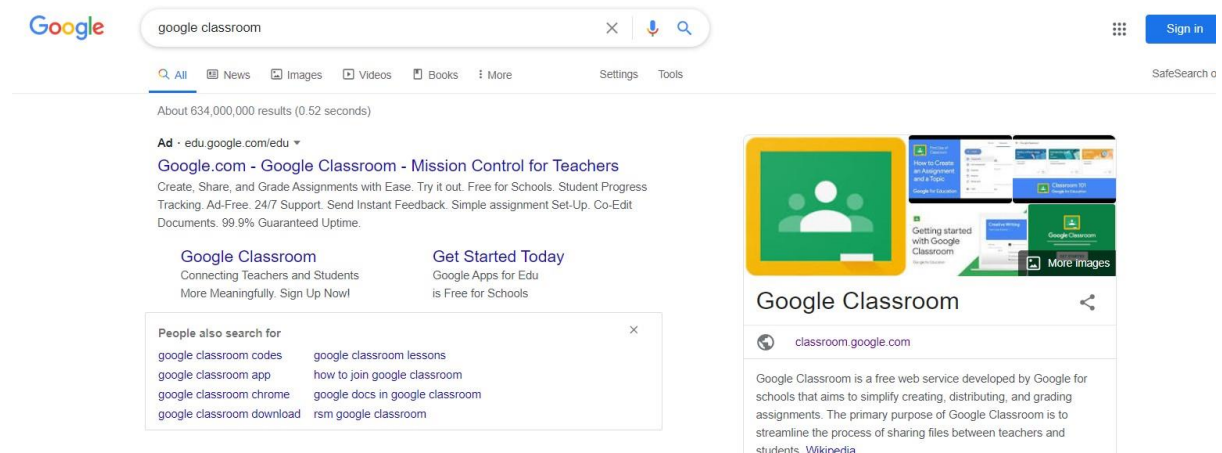
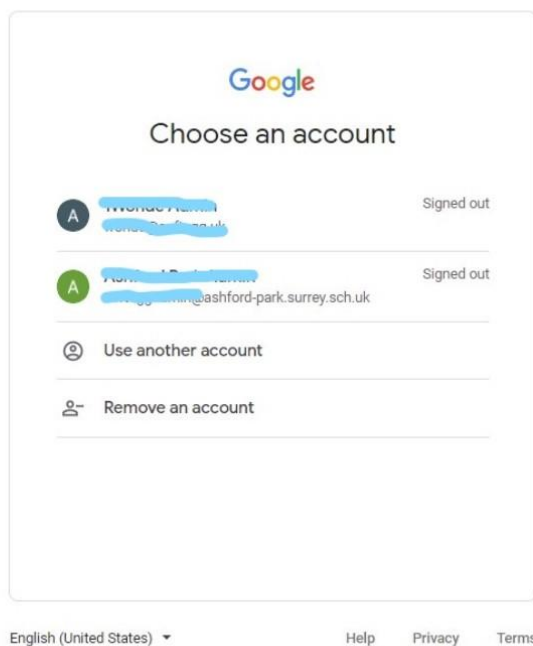


## Google Classroom log on and turning in class work

This is some basic instructions on how to find, log in and upload work within the Google Classroom environment. First things first, please search for google classroom from your web browser:

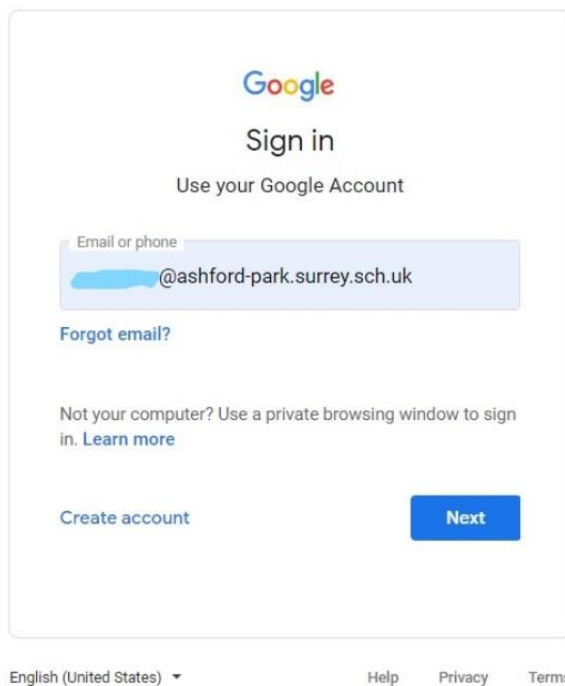


Then click on Google Classroom and you should see this screen:



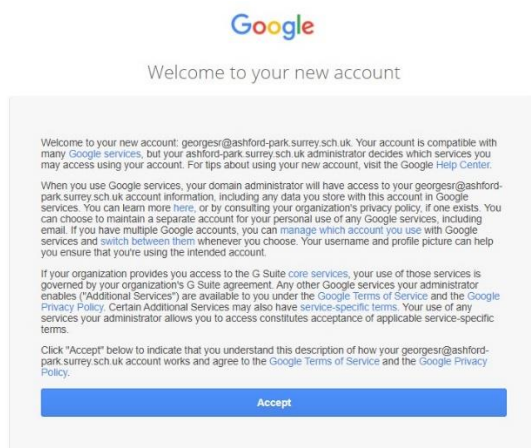
Click use another account if you are already logged in with a different email address.

Then type in your child's email address that will have been supplied separately:




The image shows the Google Sign in page. At the top is the Google logo. Below it is the text "Sign in" and "Use your Google Account". There is a text input field labeled "Email or phone" containing the email address "georges@ashford-park.surrey.sch.uk". Below the input field is a link "Forgot email?". Further down is a message "Not your computer? Use a private browsing window to sign in. [Learn more](#)". At the bottom left is a link "Create account" and at the bottom right is a blue button labeled "Next". At the very bottom of the page, there is a language selector "English (United States)" with a dropdown arrow, and links for "Help", "Privacy", and "Terms".

You will then be asked to accept the agreement:





The image shows the Google account agreement page. At the top is the Google logo. Below it is the text "Welcome to your new account". The main content area contains several paragraphs of text explaining the account setup and the terms of service. At the bottom of the main content area is a blue button labeled "Accept".

And then type in your password:




## Welcome

 georgesr@ashford-park.surrey.sch.uk ▾




[Forgot password?](#) [Next](#)

[English \(United States\) ▾](#) [Help](#) [Privacy](#) [Terms](#)



## Change password for georgesr@ashford-park.surrey.sch.uk

[Learn more about choosing a smart password](#)



Create a new, strong password that you don't use for other websites.


**Create password**

**Confirm password**

[Change password](#)

You should then be asked to change the password


Now click 'Go to Classroom'



[Get products](#) [Contact us](#)

[For Education](#) [Why Google ▾](#) [Products ▾](#) [Teaching Resources ▾](#) [Code with Google](#) [Training & Support ▾](#) [The Latest ▾](#) [Sign in ▾](#)


[Home > Classroom](#)



## Get more time to teach and inspire learners with Classroom

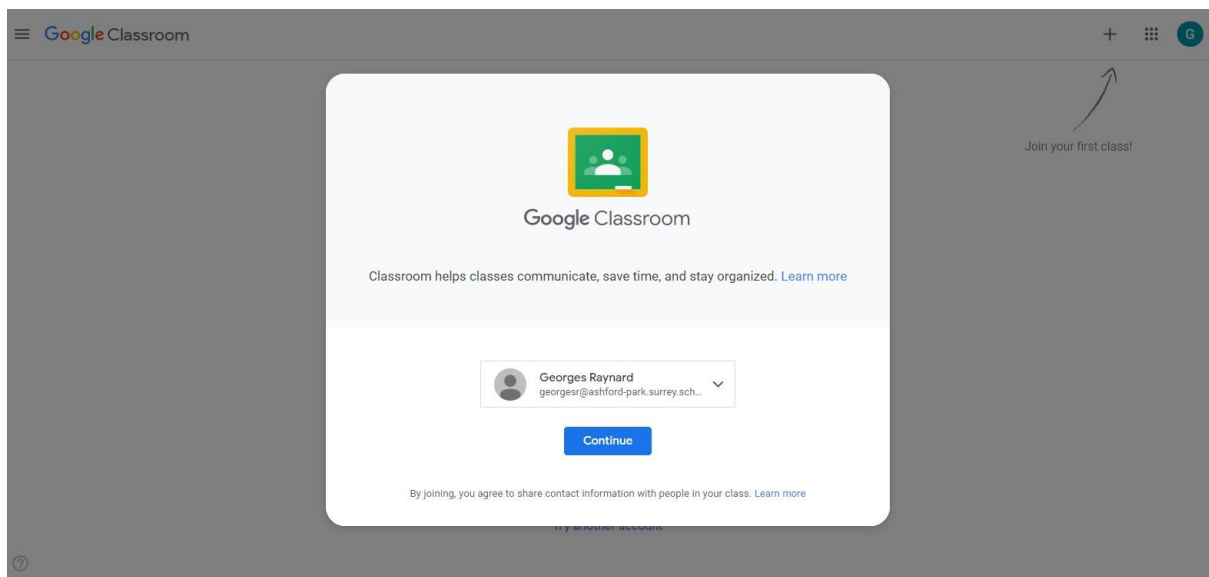
A free and easy tool helping educators efficiently manage and assess progress, while enhancing connections with learners from school, from home, or on the go.

[Get G Suite for free](#) [Go to Classroom](#)

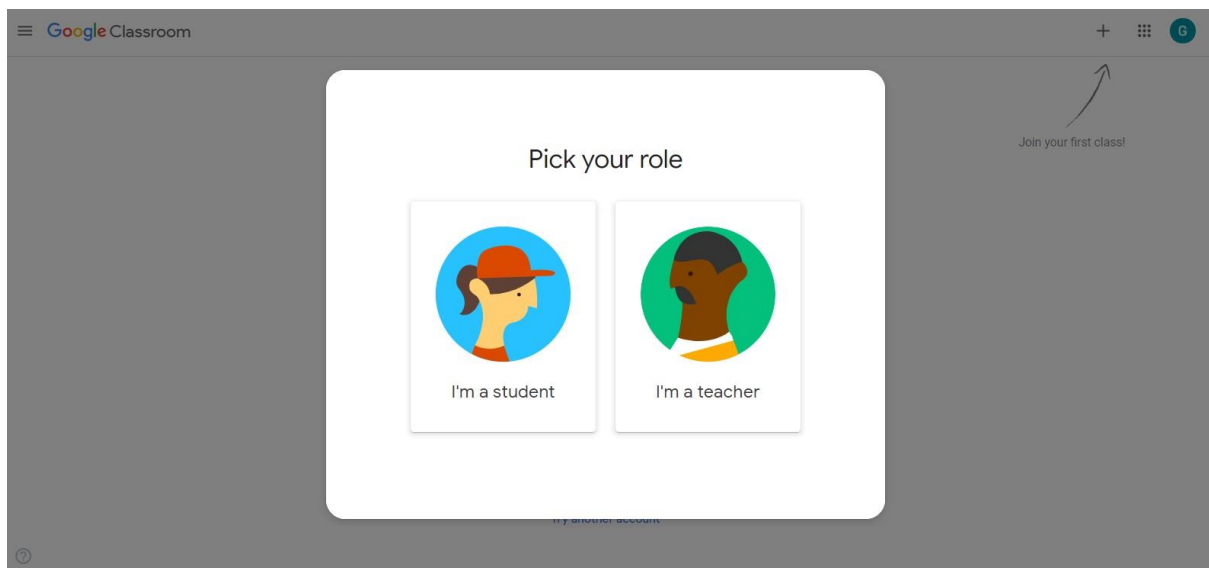


Google serves cookies to analyze traffic to this site. Information about your use of our site is shared with Google for that purpose. [See details](#)

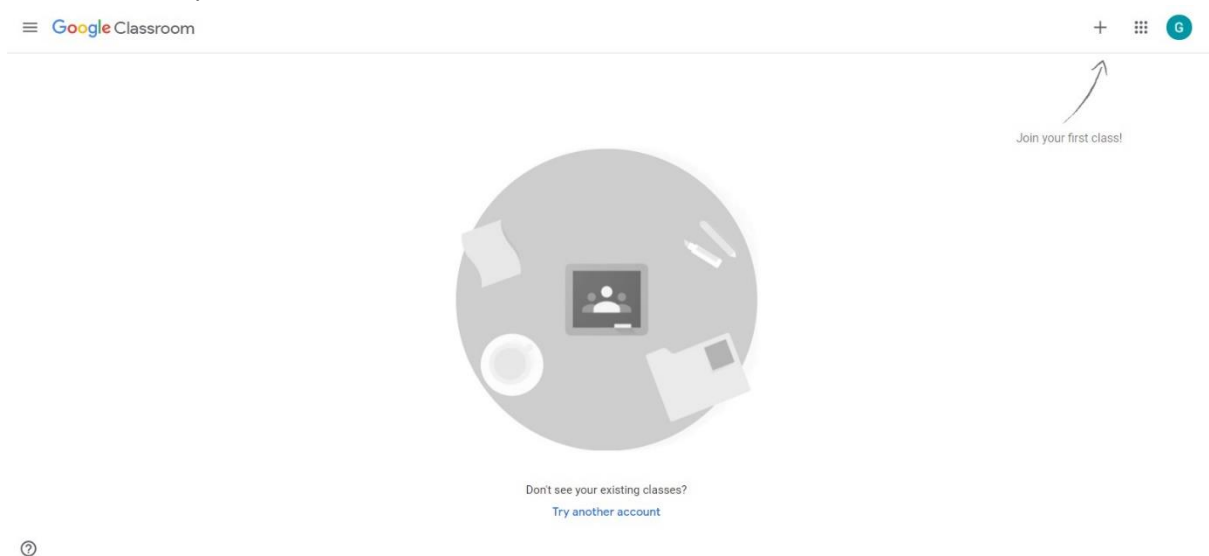
[Ok, got it](#)



Click Continue and then select 'I'm a Student'



Then click 'Join your first class'




Next you should have a class code from the class teacher which will grant you access to the class

✕Join class

Join

You're currently signed in as



Georges Raynard  
georgesr@ashford-park.surrey.sch.uk

Switch account

Class code

Ask your teacher for the class code, then enter it here.

Class code

To sign in with a class code

- Use an authorized account
- Use a class code with 5-7 letters or numbers, and no spaces or symbols

If you have trouble joining the class, go to the [Help Center article](#)



You will then be shown a tutorial on how it all works and what each section is for:

Badger

StreamClassworkPeople

Badger

Upcoming

Woohoo, no work due soon!

View all

Share something with your class...

Nicola A'Bear p

10:30 AM

Create posts

Share information and questions with your class

Got it

Nicola A'Bear p

7:04 AM

Nicola A'Bear posted a new assignment: Thursday English: Cave Baby

7:04 AM

Badger

6

2pm Can I use cursive writing? Can I recognise numbers?

Nicola A'Bear • 10:30 AM

Today we will be doing a little bit of handwriting and a little bit of maths.  
Please have the number cards you created on Tuesday with you (or make some before the lesson - you just need 10 small pieces of paper with the numbers 1-10 written on them).  
Please also have a pen and paper ready, or you can print off the following letters from yesterdays booklet: b, h, k, l and t.  
Please mute your microphones when you arrive.  
I look forward to seeing you at 2pm.

Class video meeting

https://meet.google.com/lookup...

Class comments

Add class comment...

Your answer

Assigned

Type your answer

Turn in

Private comments

Add private comment...

ddd

Here is an example of the class structure and outstanding work:

The screenshot shows the 'Badger' interface with tabs for Stream, Classwork, and People. The 'Classwork' tab is active, displaying a list of assignments under 'View your work'. The assignments are:

- 2pm Can I use cursive writing? Can I recogn... (No due date)
- 2pm Can you start to write using a cursive s... (No due date)
- 2pm Can you write numbers correctly? ... (No due date)
- Does the live video work? (No due date)

Below this list is a section titled 'Phonics' with a vertical menu icon on the right. The assignments in this section are:

- Phonics Thursday (No due date)
- Phonics Wednesday (No due date)
- Phonics Tuesday (No due date)
- Monday Phonics (No due date)

Here is a page with work that can be downloaded in order to complete and then turn in:

The screenshot shows the 'Badger' interface with the 'Classwork' tab active. The assignment 'Thursday English: Cave Baby' is highlighted, showing its details:

- Posted:** 7:04 AM
- Status:** Assigned
- Description:** Go through the slides. The activity is to describe the rabbit. We describe using ADJECTIVES. I have included two word mats, which may support children if they are struggling to come up with their own words, or may help them to use more interesting choices. A good discussion to have with your child would be to ask why (for example) 'shiny' would not be a good choice to describe the rabbit. You can also encourage them to use two different words such as 'long, sharp teeth'. If children use two words to describe, make sure they choose two words that mean different things. For example, we would not want to see 'long, tall body' because long and tall have similar meanings.
- Attachments:**
  - Thurs English Activity .p... PDF
  - Thurs Slides English .pdf PDF
- Action:** View assignment

Below this detailed view, the assignment 'Tuesday English Cave Baby' is partially visible.

Once the work is completed you can turn it in here:

Badger

Monday Maths

Nicola A'Bear • Sep 11 (Edited 1:56 PM)

Work through the teaching slides together.  
There is information to help you and questions to ask your child to prompt their learning.  
If you have a printer, please try the worksheet.  
If you do not have a printer, just try the practical activity.  
If you are viewing this on a tablet, it may be possible to draw your answers on the worksheet and save it. Unfortunately this is not possible on a laptop.

Monday 14th September Tea...

PDF

Class comments

Add class comment...

Your work

Assigned

Georges Raynard ...

PDF

+ Add or create

Turn in

Turn it in

×

When you're ready to submit all of your files for this assignment, remember to turn it in.

got it

Badger

Monday Maths

Nicola A'Bear • Sep 11 (Edited 1:56 PM)

Work through the teaching slides together.  
There is information to help you and questions to ask your child to prompt their learning.  
If you have a printer, please try the worksheet.  
If you do not have a printer, just try the practical activity.  
If you are viewing this on a tablet, it may be possible to draw your answers on the worksheet and save it. Unfortunately this is not possible on a laptop.

Monday 14th September Tea...

PDF

Class comments

Add class comment...

Your work

Assigned

Georges Raynard ...

PDF

+ Add or create

Turn in

Private comments

Add private comment...



← Georges Raynard - Monday Can I represent objects 2.pdf Open with Google Docs

## Monday Maths

Nicola ABear • Sep 11 (Edited 1:56 PM)

Work through the teaching slides together.  
There is information to help you and questions to ask your child to prompt their learning.  
If you have a printer, please try the worksheet.  
If you do not have a printer, just try the practical activity.  
If you are viewing this on a tablet, it may be possible to draw your answers on the worksheet and save it. Unfortunately this is not possible on a laptop.

Monday 14th September Tea... PDF

Class comments

Add class comment...

Your work Assigned

Georges Raynard ... PDF

Add or create

Turn in

Private comments

Add private comment...

### Represent numbers to 10

1 How many objects are there on each ten frame?

a)


b)

Page 1 / 2

You will be asked where you want to get the work from and then it can be accessed from the location you saved it to:

≡ Badger

## Monday Maths

Nicola ABear • Sep 11 (Edited 1:56 PM)

Work through the teaching slides together.  
There is information to help you and questions to ask your child to prompt their learning.  
If you have a printer, please try the worksheet.  
If you do not have a printer, just try the practical activity.  
If you are viewing this on a tablet, it may be possible to draw your answers on the worksheet and save it. Unfortunately this is not possible on a laptop.

Monday 14th September Tea... PDF

Class comments

Add class comment...

Your work Assigned

Georges Raynard ... PDF


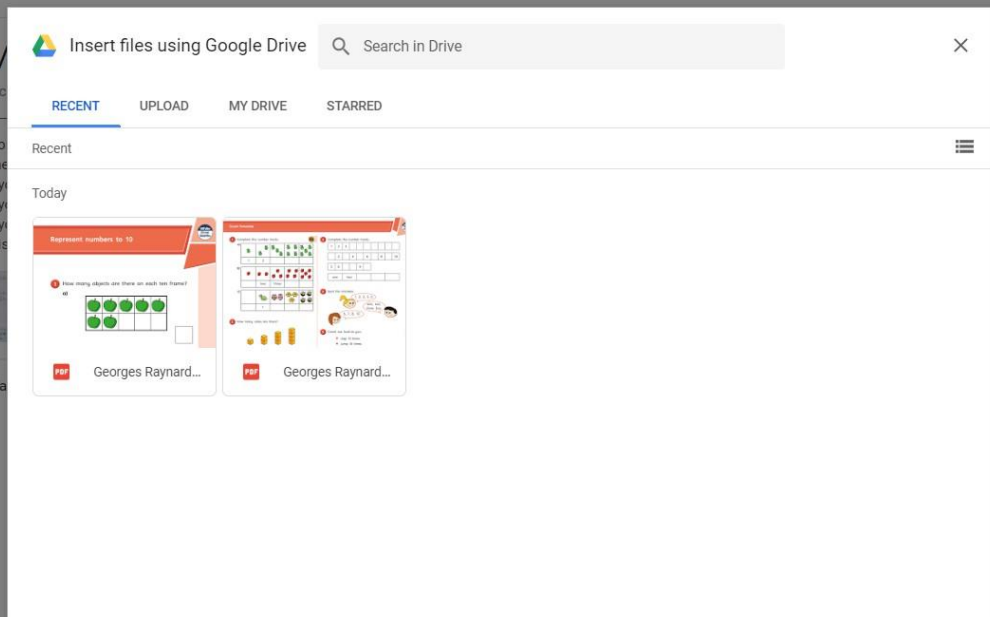
Add or create

Google Drive Link File

Create new

- Docs
- Slides
- Sheets
- Drawings





Monday Maths

Nicola A'Bear • Sep 11 (Edited 1:56 PM)

Work through the teaching slides together.  
There is information to help you and questions to ask your child to prompt their learning.  
If you have a printer, please try the worksheet.  
If you do not have a printer, just try the practical activity.  
If you are viewing this on a tablet, it may be possible to draw your answers on the worksheet and save it. Unfortunately this is not possible on a laptop.

Monday 14th September Tea...

PDF

Class comments

Add class comment...

Turn in your work?

1 attachment will be submitted for "Monday Maths".

PDF

Georges Raynard - Monday Can I represent objects 2.pdf

Cancel

Turn in

Your work

Assigned

Georges Raynard ...

PDF

X

+ Add or create

Turn in

Private comments

Add private comment...

Once you are happy with the work click turn in and you will be notified when it has worked:

Monday Maths

Nicola A'Bear • Sep 11 (Edited 1:56 PM)

Work through the teaching slides together.  
There is information to help you and questions to ask your child to prompt their learning.  
If you have a printer, please try the worksheet.  
If you do not have a printer, just try the practical activity.  
If you are viewing this on a tablet, it may be possible to draw your answers on the worksheet and save it. Unfortunately this is not possible on a laptop.

Monday 14th September Tea...

PDF

Class comments

Add class comment...

Your work

Turned in

Georges Raynard - Mon...

PDF

Unsubmit

Private comments

Add private comment...