



**Ashford Park Primary School**  
*Inspiring a love for lifelong learning*

**EYFS – Good Level of Development (GLD percentages)**

GLD	Ashford Park	National	Without Acorn
2016	71	69	
2017	77	71	
2018	74	72	
2019	51	72	53
2022	71		73

**Year 1 Phonics (percentages and average scores)**

	2015	2016	2017	2017 Ave score	2018	2018 Ave Score	2019	2019 Ave score	2022	2022 Ave score
<b>APPS</b>	85	80	82	33.7	70	30	82	32.2	61	32.3
<b>National</b>	77	81	81	34	82.5	33.9	82	33.8	75	32.3
<b>Without Acorn</b>							83	32.9	63	-

**Year 2 Phonics (percentages)**

	2019	2022
<b>APPS</b>	83	89
<b>National</b>	91	-
<b>Without Acorn</b>	84	91

### KS1 Results (percentages)

	Reading		Writing		Maths	
	EXS	GDS	EXS	GDS	EXS	GDS
<b>APPS 2016</b>	<b>62</b>	<b>15</b>	<b>45</b>	<b>7</b>	<b>68</b>	<b>3</b>
<b>National 2016</b>	<b>74</b>	<b>24</b>	<b>65</b>	<b>13</b>	<b>73</b>	<b>18</b>
<b>APPS 2016</b>	<b>62</b>	<b>15</b>	<b>45</b>	<b>7</b>	<b>68</b>	<b>3</b>
<b>National 2017</b>	<b>76</b>	<b>25</b>	<b>68</b>	<b>16</b>	<b>75</b>	<b>21</b>
<b>APPS 2017</b>	<b>78</b>	<b>22</b>	<b>73</b>	<b>20</b>	<b>80</b>	<b>27</b>
<b>National 2018</b>	<b>76</b>	<b>26</b>	<b>70</b>	<b>16</b>	<b>76</b>	<b>22</b>
<b>APPS 2018</b>	<b>66</b>	<b>28</b>	<b>64</b>	<b>17</b>	<b>74</b>	<b>30</b>
<b>National 2019</b>	<b>75</b>	<b>25</b>	<b>69</b>	<b>15</b>	<b>76</b>	<b>22</b>
<b>APPS 2019</b>	<b>66</b>	<b>17</b>	<b>47</b>	<b>15</b>	<b>76</b>	<b>15</b>
<b>Without Acorn</b>	<b>68</b>	<b>18</b>	<b>49</b>	<b>15</b>	<b>76</b>	<b>15</b>
<b>National 2022</b>	<b>67</b>	<b>18</b>	<b>58</b>	<b>8</b>	<b>68</b>	<b>15</b>
<b>APPS 2022</b>	<b>65</b>	<b>15</b>	<b>52</b>	<b>9</b>	<b>70</b>	<b>18</b>
<b>Without Acorn</b>	<b>67</b>	<b>17</b>	<b>54</b>	<b>11</b>	<b>72</b>	<b>21</b>

### Year 4 MTC

	No. of Pupils in Y4	APPS Y4	APPS Without Acorn	National (early release STC)
<b>Total</b>	<b>93</b>	<b>93</b>	<b>89</b>	
<b>Scored full marks (25)</b>	<b>34</b>	<b>37%</b>	<b>38%</b>	<b>30%</b>
<b>Average score</b>		<b>20.3</b>	<b>20.3</b>	<b>20.1</b>
<b>Lowest quintile (&lt;15)</b> <i>Lowest 20%</i>	<b>19</b> (5 did not take the check, 4 Acorn)	<b>20%</b>		<b>20%</b>

## KS2 Results (percentages)

	Reading		Writing		Maths		GPS		RWM	
	EXS	GDS	EXS	GDS	EXS	GDS	EXS	GDS	EXS	GDS
<b>National 2016</b>	66	19	74	15	70	17	73	23	53	5
<b>APPS 2016</b>	48	11	66	6	55	16	61	18	40	5
<b>National 2017</b>	71	25	76	18	75	23	77	31	61	9
<b>APPS 2017</b>	63	22	68	8	60	10	77	33	52	3
<b>Without Acorn</b>	69	24	73	9	65	11	84	36	55	4
<b>National 2018</b>	75	28	78	20	76	24	78	34	64	10
<b>APPS 2018</b>	67	24	71	12	62	21	74	31	53	10
<b>Without Acorn</b>	75	27	79	13	69	23	83	35	60	10
<b>National 2019</b>	73	27	78	20	79	27	78	36	65	11
<b>APPS 2019</b>	67	24	71	9	76	31	75	33	55	7
<b>Without Acorn</b>	71	25	75	10	81	33	79	35	58	8
<b>National 2022</b>	74	28	69	13	71	22	72	28	59	7
<b>APPS 2022</b>	76	34	62	9	80	29	78	33	57	8
<b>Without Acorn</b>	78	35	64	10	83	30	81	34	59	9

**PLEASE** be advised that at Ashford Park, we present our data in two data sub-sets, **one including the outcomes for the children in the Acorn Centre**, and **one data sub-set without the Acorn Centre outcomes**.

The data that is published and compared to **National** is the data sub-set **which includes the Acorn Centre pupil outcomes**, for children who DID NOT sit the KS2 SATs.

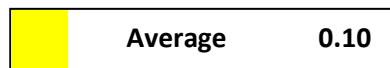
## 2022 KS2 Average Scores for attainment

	<b>APPS</b>	<b>National</b>
<b>Reading</b>	<b>106.3</b>	<b>104.8</b>
<b>Maths</b>	<b>105.7</b>	<b>103.8</b>
<b>EGPS</b>	<b>106.8</b>	<b>105.1</b>
<b>Spelling mark</b>	<b>14.2</b>	<b>12.6</b>

### Progress in reading, writing and maths, 2019

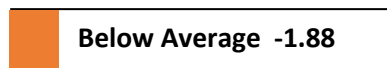
National = 0

#### **Reading**



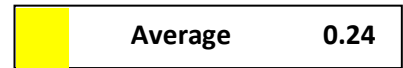
Confidence interval -1.6 to 1.8

#### **Writing**



-3.4 to -0.4

#### **Maths**

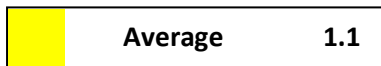


-1.2 to 1.7

### Progress in reading, writing and maths, 2022

National = 0

#### **Reading**



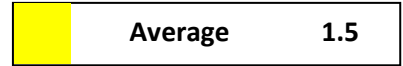
Confidence interval -0.3 to 2.5

#### **Writing**



-3.0 to -0.3

#### **Maths**



0.2 to 2.8