

Phonics and Early Reading Workshop for Reception and KS1 Parents

September 2025



A love of reading is the biggest indicator
of future academic success.


OECD (The Organisation for Economic Co-operation and Development)



Ashford Park
Primary School

Inspiring
a love for
lifelong
learning

How many times have you already read today?



Phonics



Ashford Park
Primary School

**Inspiring
a love for
lifelong
learning**



Ashford Park
Primary School

Inspiring
a love for
lifelong
learning

Which scheme do we use to teach Phonics?



<https://www.littlewandlelettersandsounds.org.uk/>



Ashford Park
Primary School

**Inspiring
a love for
lifelong
learning**

Phonics is...

making connections between the sounds of our spoken words and the letters that are used to write them down.

At APPS Phonics is taught through:

- Daily short phonics lessons.
- Learning the GPCs- Grapheme phoneme correspondences. This means children are taught all the sounds in the English language and how they are written down.
- Teaching the children how to say the sounds aloud and then blend them to make the whole word. **Blending** is a vital skill for reading. E.g.: b-oa-t = boat.
- Learning to do this the other way round. E.g. boat= b-oa-t. This is called **segmenting** and is a vital skill for spelling.
- Teaching children to use sound talk when blending and segmenting, e.g. l-o-ng.



Ashford Park
Primary School

**Inspiring
a love for
lifelong
learning**

Blending to read words



Ashford Park
Primary School

**Inspiring
a love for
lifelong
learning**

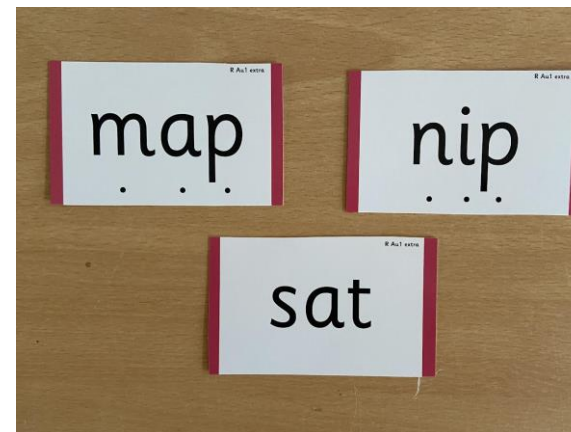
Teaching phonics

- Phonemes are broken down in to phases and taught in order.
- Phases 2, 3 and 4 are taught in reception.
- Phase 5 is taught in Year 1.
- Sound buttons are used so we can sound talk and blend.
- Tricky words/common exception words are taught alongside phonics lessons.



Ashford Park
Primary School

**Inspiring
a love for
lifelong
learning**



Terminology

Phoneme

Grapheme

Digraph

Trigraph

Split vowel digraph

Blend

Segment



Ashford Park
Primary School

Inspiring
a love for
lifelong
learning

High Frequency & Common Exception Words



Ashford Park
Primary School

Inspiring
a love for
lifelong
learning

100 High Frequency Words

the	his	be	do	into	house
and	but	like	me	back	old
a	that	some	down	from	too
to	with	so	dad	children	by
said	all	not	big	him	day
in	we	then	when	Mr	made
he	can	were	it's	get	time
I	are	go	see	just	I'm
of	up	little	looked	now	if
it	had	as	very	came	help
was	my	no	look	oh	Mrs
you	her	mum	don't	about	called
they	what	one	come	got	here
on	there	them	will	their	off
she	out			people	asked
is	this			your	saw
for	have			put	make
at	went			could	an

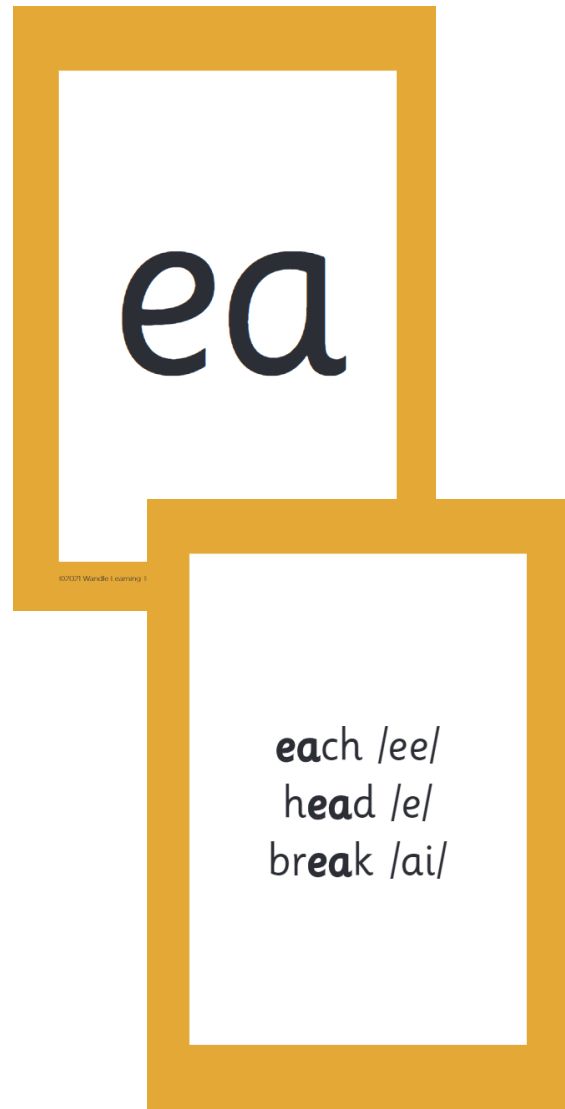
twinkl visit twinkl.com

Year 1 Common Exception Words

the	is	no	one
a	his	go	once
do	has	so	ask
to	I	by	friend
today	you	my	school
of	your	here	put
said	they	there	push
says	be	where	pull
are	he	love	full
were	me	come	house
was	she	some	our
	we		

twinkl visit twinkl.com

How we make learning stick

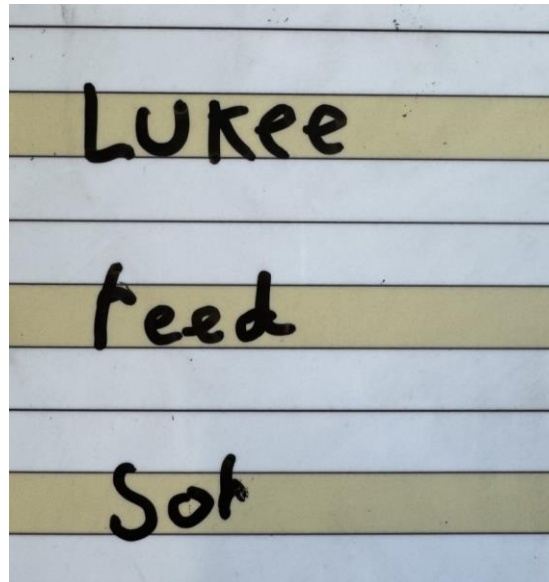


Ashford Park
Primary School

Inspiring
a love for
lifelong
learning

Spelling

- Say the word.
- Segment the sounds.
- Count the sounds.
- Write them down.



Ashford Park
Primary School

**Inspiring
a love for
lifelong
learning**

Videos to support your child

Support for phonics

How we teach

Support for reading

These three videos show you how to pronounce the sounds. Notice how the children don't add an 'uh' sound at the end, so they say: 't' not 'tuh'. Use the downloadable information to help your child remember how to write their letters and say their sounds.

Videos



Phase 2 sounds taught in Reception Autumn 1



Phase 2 sounds taught in Reception Autumn 2



Phase 3 sounds taught in Reception Spring 1

Support for phonics

How we teach

Support for reading

The videos on this page show parents how we teach your child specific aspects of phonics in class.

Useful videos



A quick guide to alien words



How we teach tricky words



How we teach blending

<https://www.littlewandlelettersandsounds.org.uk/resources/for-parents/>



Ashford Park
Primary School

Inspiring
a love for
lifelong
learning

Reading



We want children to love reading

Reading should be enjoyable

The **MORE** that you
READ, the MORE things
you will **KNOW.**
The **MORE** that you
Learn, the MORE places
you'll **GO.**
Dr. Seuss

Learning to read should be a positive experience

We want children to read for pleasure

Reading underpins children's access to the curriculum








Ashford Park
Primary School

Inspiring
a love for
lifelong
learning

- Once children have a secure knowledge of a number of GPC's (Grapheme Phoneme Correspondences) and are confidently blending, they will be ready for reading books.
- Prior to this they may have wordless books which develop great language skills and teach children the layout of books and how to handle books.



How we teach reading



Reading practice sessions are:

- timetabled 3 times a week
- taught by a trained member of staff
- taught in small groups

Books are:

- matched to children's secure phonic knowledge and word reading
- read three times a week
- sent home via Collins ebooks







Reading practice book



Reading practice books are carefully matched to the phonic phase the children are working on. This is so your child is able to read the book fluently and independently. When children take their book home to read they should be 95% fluent.




- Please do not worry that a book is too easy – your child needs to develop fluency and confidence in reading. Re-reading a book they have read before helps develop fluency – this is the goal.
- Celebrate their success!!!



Sharing Book

The shared book is for YOU to read:

- Make the story sound as exciting as you can by changing your voice.
- Talk with your child as much as you can:
 - Introduce new and exciting language
 - Encourage your child to use new vocabulary
 - Make up sentences together
 - Find different words to use
 - Describe things you see





Ashford Park
Primary School

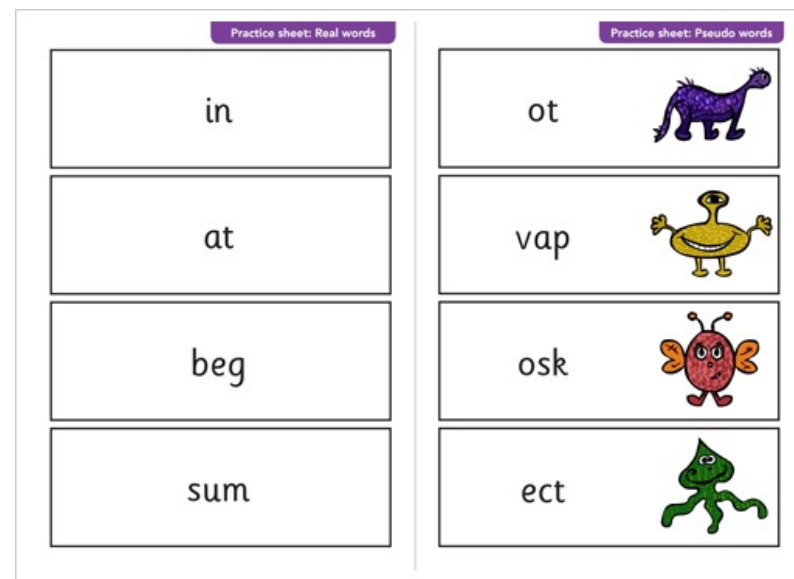
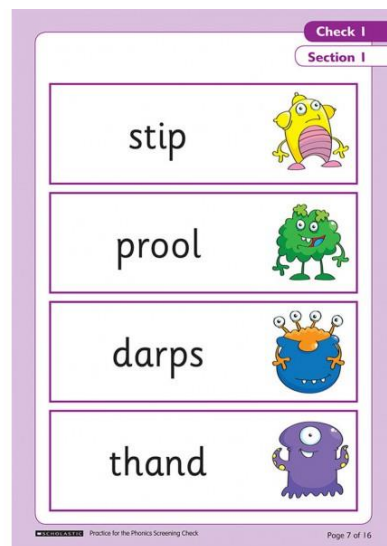
Inspiring
a love for
lifelong
learning

Phonics Screening Check

In Year 1 in June each child will undertake a phonics screening check.

This is a government expectation.

We would like to assure you that the children are not put under any undue stress as we teach and assess phonics daily, therefore they will be very used to the format of the check.



What can you do at home?



Please look at the Little Wandle videos and guidance for parents.

Support children in learning their phonics sounds.

Let your child “show off” their reading to you and celebrate and praise all the way!

Share books with your children for pleasure.



APPS and Little Wandle website and resources

<https://www.littlewandlelettersandsounds.org.uk/resources/for-parents/>

<https://www.ashford-park.surrey.sch.uk/page/?title=Phonics+and+Early+Reading&pid=197>

<https://collins.co.uk/collections/little-wandle-letters-and-sounds-revised-phonics-flashcards>

https://www.amazon.co.uk/Little-Wandle-Phonics-Flashcards-Reception/dp/000858754X/ref=sr_1_3?crid=5MOOXL25JL3B&keywords=little+wandle+flash+cards&qid=1695222815&srefix=little+wandle+flash+cards%2Caps%2C64&sr=8-3





**One of the greatest gifts adults can
give is to read to children**

Carl Sagan





Ashford Park Primary School

Inspiring a love for lifelong learning

